

A Farmer's Guide – Livestock Worrying

What is 'worrying'?

- Attacking livestock;
- Chasing livestock in such a way as may be reasonably expected to cause injury or suffering; in the case of ewes, this includes abortion or loss or reduction in the number of offspring;
- Not having a dog on a lead or under close control when close by, or in a field or enclosure with livestock.

What should you do if you see a dog worrying your livestock

- Dial 999 (if ongoing) or 101 (if previously occurred) to report to Police Scotland - obtain an incident number
↓
- Try to contain the dog(s) and gather injured livestock immediately for treatment
↓
- retain any dead livestock as evidence
↓
- You must only shoot a dog as a last resort - and this must be reported to police within 24 hours








What are the public access rights to fields of livestock?

The Scottish Outdoor Access Code advises the public as follows:

- Never let your dog worry or attack farm animals
- Don't take your dog into fields where there are lambs, calves or other young farm animals
- If you go into a field of farm animals, keep your dog(s) on a short lead or close at heel and keep as far as possible from the animal.

Help Us Help You

-  Report every near miss to Police Scotland and your council dog warden
-  Report every worrying occurrence to Police Scotland
-  Use appropriate clear signage
-  Maximise the impact of signage by removing it when it is not required
-  Keep hedges and fences in good condition

Signs are available for NFU Scotland members call 0131 472 4000 for more information.



Control Your Dog on Farmland

#ControlYourDog

<https://www.nfus.org.uk/policy/campaigns/control-your-dog-on-farmland.aspx>